

Schindler

Designs

EU



We Elevate



Schindler



Elevated designs

Schindler's new interior and user interface designs are a **carefully curated** selection of modern aesthetics and cutting-edge technology, embracing the latest trends to **unleash your creative vision.**

compatible
with every

architectural trend



Natural nuances

Embracing the raw beauty of nature and its subtle intricacies.



Accent color

Add a pop of personality and liveliness to any space with statement colors.

Tone on tone

Enjoy a sense of unity and balance, exuding a timeless and understated charm.




Architectural elegance

Transform spaces into visually inspiring and memorable environments.



Digital spaces

Blurring the lines between the physical and digital to create cutting-edge spaces and engaging user experiences.



Natural nuances

Subtle, sublime, serene

This color palette draws inspiration from earthy tones, reflecting the hues found in forests, mountains, and meadows. Create a sense of grounding and authenticity with these refined and simple laminates.



These colors aim to bring the serenity of the natural world indoors, fostering a peaceful and rejuvenating environment.



User interface: Primea 500
Lighting: Dash Array
Ceiling: Polar White
Side walls: Almond Beige
Rear wall: Almond Beige
Floor: Maple Wood Ceramic


Tone on tone

Elegant, unique, impactful

Discovering the understated elegance and refined simplicity of monochromatic color schemes. Use varying shades and tones of a single color to create a harmonious and sophisticated aesthetic. The absence of contrasting colors allows the focus to shift towards texture, pattern, and materials, emphasizing their unique qualities.



By playing with light and dark nuances within the same color family, the designs achieve a subtle yet impactful visual effect.




User interface: Primea 500
Lighting: Indirect
Ceiling: Carbon Brushed Steel
Rear Wall: Olive Green Twill
Side walls: Sage Green Glossy
Floor: Meteorite Grey Artificial Granite

Accent color

Bold, dynamic, exciting

Choose from a palette of vibrant and contrasting hues to add visual interest and depth to a space. With a predominantly neutral or monochromatic color palette, one bold and dynamic color pops as the focal point. The contrast between the neutral tones and the vibrant accent color creates a sense of drama and excitement, while also allowing for easy customization and versatility.



This accent color is strategically incorporated through walls, decor pieces or architectural details, creating a focal point that draws the eye and infuses energy into the design.



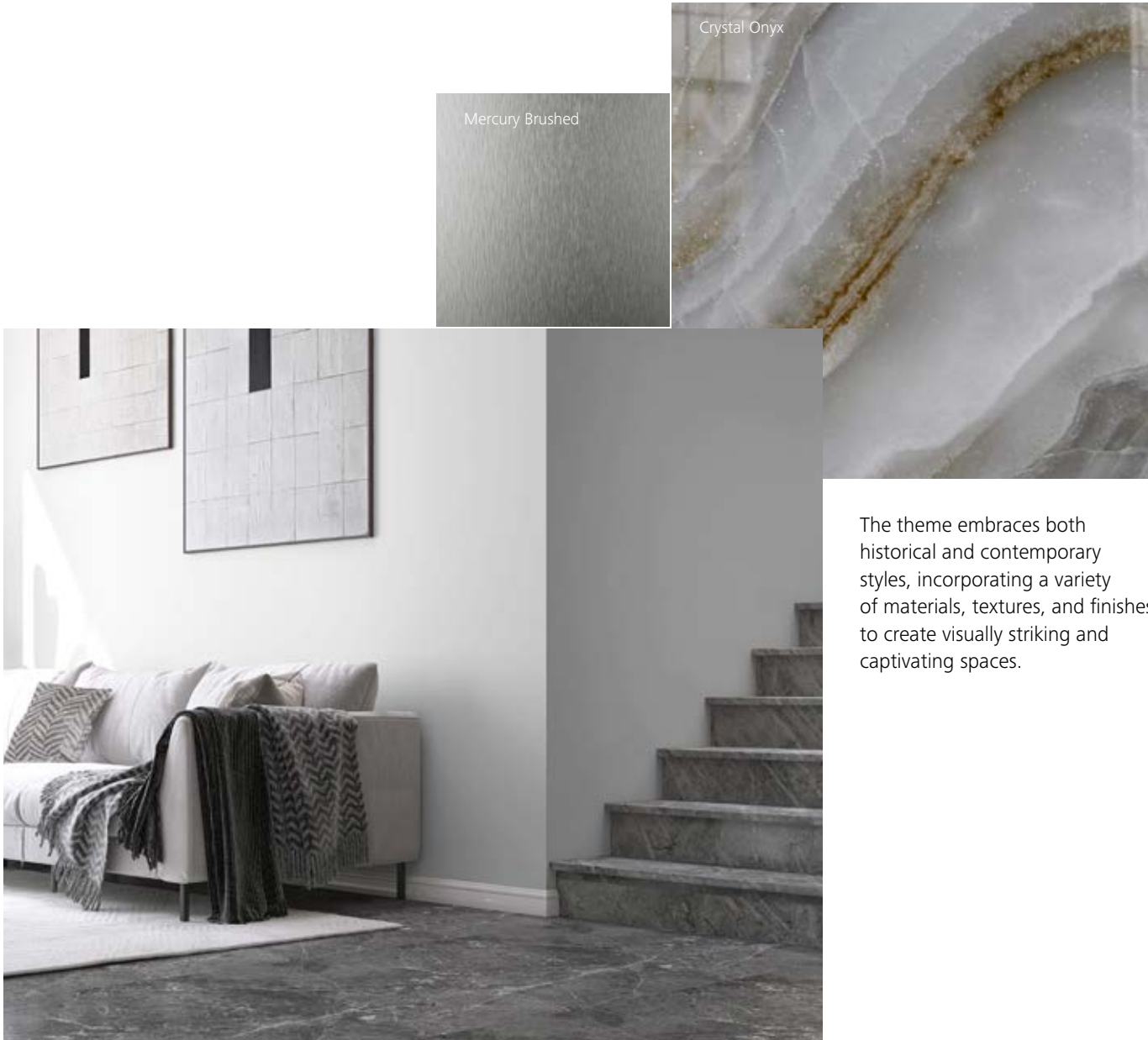
User interface: Primea 500
Lighting: Cube spots
Ceiling: Polar White
Rear wall: Lagoon Blue
Side walls: Pearl White Glossy
Floor: Calacatta Dove Ceramic



Architectural elegance

Grace, beauty, refinement

Celebrating the beauty and impact of unique architectural elements. This theme highlights the intricate details, structural forms, and decorative features that define a building's character. From ornate columns and arches to sleek modern lines and dramatic facades, these design elements aim to showcase the artistry and craftsmanship behind architectural design.




Digital spaces

Intuitive, interactive, adaptable

Revealing the immersive and dynamic nature of the virtual world. This theme embraces the integration of technology and design to create interactive and engaging environments. These spaces often feature sleek and futuristic aesthetics, with clean lines, minimalistic forms, and high-tech materials.

The theme focuses on incorporating interactive elements such as customizable screens and smart devices to enhance the user experience. The design also emphasizes connectivity and adaptability to accommodate the ever-evolving nature of digital technology and demands for user personalization.



Phygital spaces provide a platform for creativity and innovation, merging the physical and digital world to create captivating and cutting-edge environments. Our user interfaces are compliant with relevant EU accessibility standards, ensuring mobility for all.



User interface: Primea 500
Lighting: Rail
Ceiling: Polar White
Side walls: Pear White Glossy
Rear wall: Carbon Brushed Steel
Floor: Graphite Black Ceramic



Design

Unleash your
creative vision



Walls

Laminate
matt and glossy

1000					
	Cotton White	Cloud Grey	Celestial Blue		
					
	Almond Beige	Hazelnut Brown	Mocha Brown	Papyrus Beige	Frost Grey
					
	Sage Green	Lagoon Blue	Plum Red	Shadow Grey	Midnight Blue
3000 5000 6000					
	Sage Green Glossy	Cloud Grey Glossy	Celestial Blue Glossy	Shadow Grey Glossy	Pearl White Glossy

Laminate
textured

3000				
	Nutmeg Beige Canvas	Truffle Grey Canvas	Coffee Wood	Amber Wood
5000 6000				
	Olive Green Twill	Honey Gold Twill	Vanilla Wood	Cinder Wood

Stainless
steel


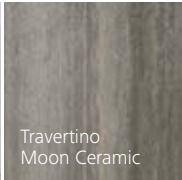


1000			
	Mercury Brushed Steel 441		
3000			
	Mercury Brushed Steel 304	Flint Linen Steel 304	Carbon Brushed Steel 304
5000 6000			
	Champagne Polished Steel 304		

Glass

3000 5000 6000					
	Satin White Glass	Cashmere Beige Glass	Aloe Green Glass	Lavendar Mauve Glass	Bay Blue Glass

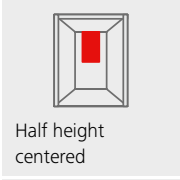
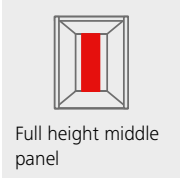
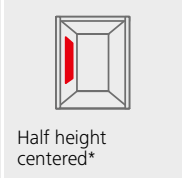
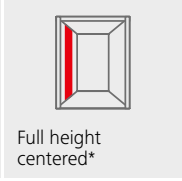
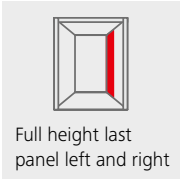
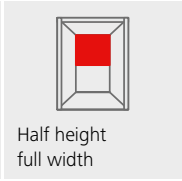
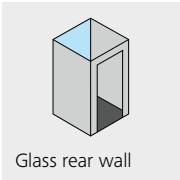
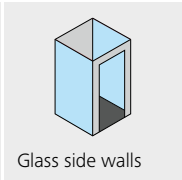
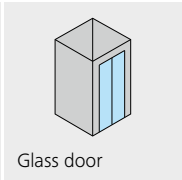
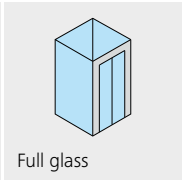
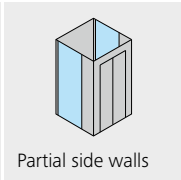
Available in combination with flush fixtures

Ceramic

5000 6000				
	Calacatta Dove Ceramic	Travertino Moon Ceramic	Alpine Green Ceramic	Crystal Onyx Ceramic

Available on rear wall

Mirror and
glass

1000					
	Half height centered				
3000					
	Full height middle panel	Half height centered*	Full height centered*		
					
	Full height last panel left and right	Half height full width			
5000 6000					
	Glass rear wall	Glass side walls	Glass door	Full glass	Partial side walls

*Only in Schindler 3000

Handrails
and finishes

1000		*Handrail ends will be straight and curved, according to EN81-70.	1000		*Only available on straight handrail
3000			3000		Charcoal Grey Painted
5000 6000				5000 6000	

*Handrail ends will be straight and curved, according to EN81-70.

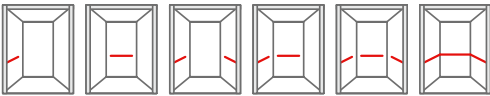
**Only available on rear wall fpr 5000 & 6000

*Only available on straight handrail

Painted only available on Linear, Floating and Loungerail.

*** Only available on rear left wall

Handrails position
Available for all products



Flooring

Floors

1000	Specked Black Rubber	Bare floor			
	Clay Beige Linoleum	Lava Black Linoleum	Arctic Grey Linoleum	Sand Beige Artificial Granite	Meteorite Grey Artificial Granite
3000	Galaxy Black Artificial Granite				
	Calacatta Dove Ceramic	Volcanic Brown Ceramic	Travertino Moon Ceramic	Graphite Black Ceramic	Maple Wood Ceramic
5000	Checker Plate Aluminium				
6000					

Skirting and finishes

1000	Flush		Anodized Aluminum
3000	Protruding	*Only available with the matching ceramic floors, laminate walls, half height mirror & flush fixtures	Mercury Brushed Steel 304
5000			
6000	Recessed	High Skirting*	Carbon Brushed Steel
			Champagne Polished Steel 304

Bumper rails

5000	PVC Coated Black	Mercury Brushed Steel 304	Solid Wood
6000			

Bumper rails width

Ceilings and doors

Ceilings and finishes

1000	Line			Polar White
3000	Cube Spot	Edge Light*	Bracket	Mercury Brushed Steel 304 + 441
	Rail Light*	Dash Array*	Square spots w/o deco ceiling	
5000	Indirect	Backlight	Round spots w/o deco ceiling**	Carbon Brushed Steel
6000				

Availability depends on car dimension
* Not compliant with EN 81-70:2021 + A1:2022
**Only available with vandal resistance

Car doors

1000	Fog Grey Painted	Mercury Brushed Steel 441
3000	Flint Linen Steel 304	Mercury Brushed Steel 304
5000		
6000		

Landing doors

1000	Dusk Grey Painted	Mercury Brushed Steel 441	
3000	Polar White Painted	Flint Linen Steel 304 + 441	Mercury Brushed Steel 304
5000			
6000	Metallic Mirror Steel 304		

Fixtures

Linea 100

1000
3000
5000
6000



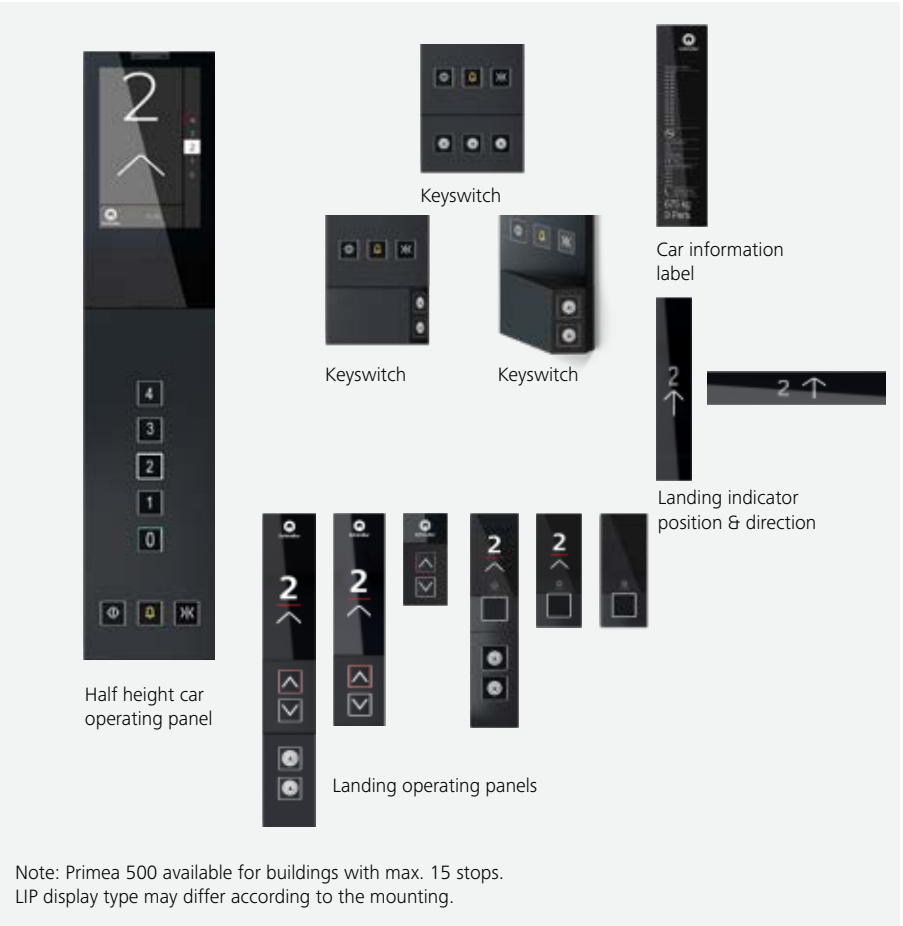
Linea 300

5000
6000



Primea 500

3000
5000
6000



Schindler PORT

5000
6000



Schindler Middle East and North Africa

For more information, please contact your local office



Bahrain

Jalal Schindler Lifts & Escalators Co.
W.L.L.
P.O. Box 5963, Manama
Tel. +973 17 714 242
Fax +973 17 717 191
Email: info.bh@schindler.com

Egypt

Schindler Ltd.
1 Aly Rashed St., Star Capital 1, First
Floor, City Stars Complex, Heliopolis,
Cairo, Egypt
Hotline 16 808
Tel. +2 02 248 01 941-42
Email: info.eg@schindler.com

Kuwait

Mass Tech for Elevators and Escalators
P.O. Box 5079, Block 9, Salmiya, Kuwait
Tel. +965 9227 1000
Tel. +965 9227 2000
Fax +965 2574 7002
Email: info@masskw.com

Iraq & Jordan

Schindler for Elevators and Escalators
L.L.C
Ruby 2 Building, Umm Al Sheif, Sheikh
Zayed Road, P.O. Box 115117, Dubai
Tel. +971 4 376 0000
Fax +971 4 380 5502
Email: export.ae@schindler.com

Lebanon

Schindler Lebanon S.A.L.
3rd Floor, Centre Hage,
Main Internal Street, Antelias, Metn
Lebanon
Tel. +961 4 417 750
Fax +961 4 413 750
Email: info@lb.schindler.com

Libya

Altagia Alhadetha Co.
P.O. Box 4184, Benghazi
Tel. +218 61 2236332
Fax +218 61 2224642
Email: info@altagnia.com

Sultanate of Oman

Mass International Co. LLC
P.O. Box 2204, PC-112, Ruwi
Tel. +968 244 87268
Tel. +968 244 87628
Fax +968 244 89708
Email: info@massinternational.om

Palestine

International Elevators Group (IEG)
P.O. Box 3816, Palestine
Tel. +970 2 2403781- 4
Fax +970 2 2403785
Email: info@ieg-pal.com

Qatar

Al Doha Schindler Elevators & Escalators
Co.
WLL 272 Office Bldg, Wholesale Market
St.,
Abu Hamour Area P.O. Box 22127, Doha
Tel. +974 4 451 3801
Fax +974 4 451 3805
Email: info.qa@schindler.com

Saudi Arabia

Schindler Olayan Elevator Co. Ltd.
Ash Shati District, Corniche Road,
Jeddah Square , 1st Floor
P.O. Box 1150, Jeddah
Tel. +966 2 651 5244
Mob. +920010320
Email: info.sa@schindler.com

United Arab Emirates

Schindler for Elevators and Escalators
L.L.C
Ruby 2 Building, Umm Al Sheif, Sheikh
Zayed Road, P.O. Box 115117, Dubai
Tel. +971 4 376 0000
Fax +971 4 380 5502
Email: info.ae@schindler.com

Schindler Middle East & North Africa HQ

Ruby 2 Building, Umm Al Sheif,
Sheikh Zayed Road, P.O. Box 115117
Dubai, United Arab Emirates
Tel. +971 4 376 0000
Fax +971 4 380 5502
Email: info.mena@schindler.com



This publication is for general informational purposes only and we reserve the right at any time to alter the services, product design and specifications. No statement contained in this publication shall be construed as a warranty or condition, expressed or implied, as to any service or product, its specifications, its fitness for any particular purpose, merchantability, quality or shall be interpreted as a term or condition of any service or purchase agreement for the products or services contained in this publication. Minor differences between printed and actual colors may exist.

Released: April 2025